# BURGERSFORT EXT.34

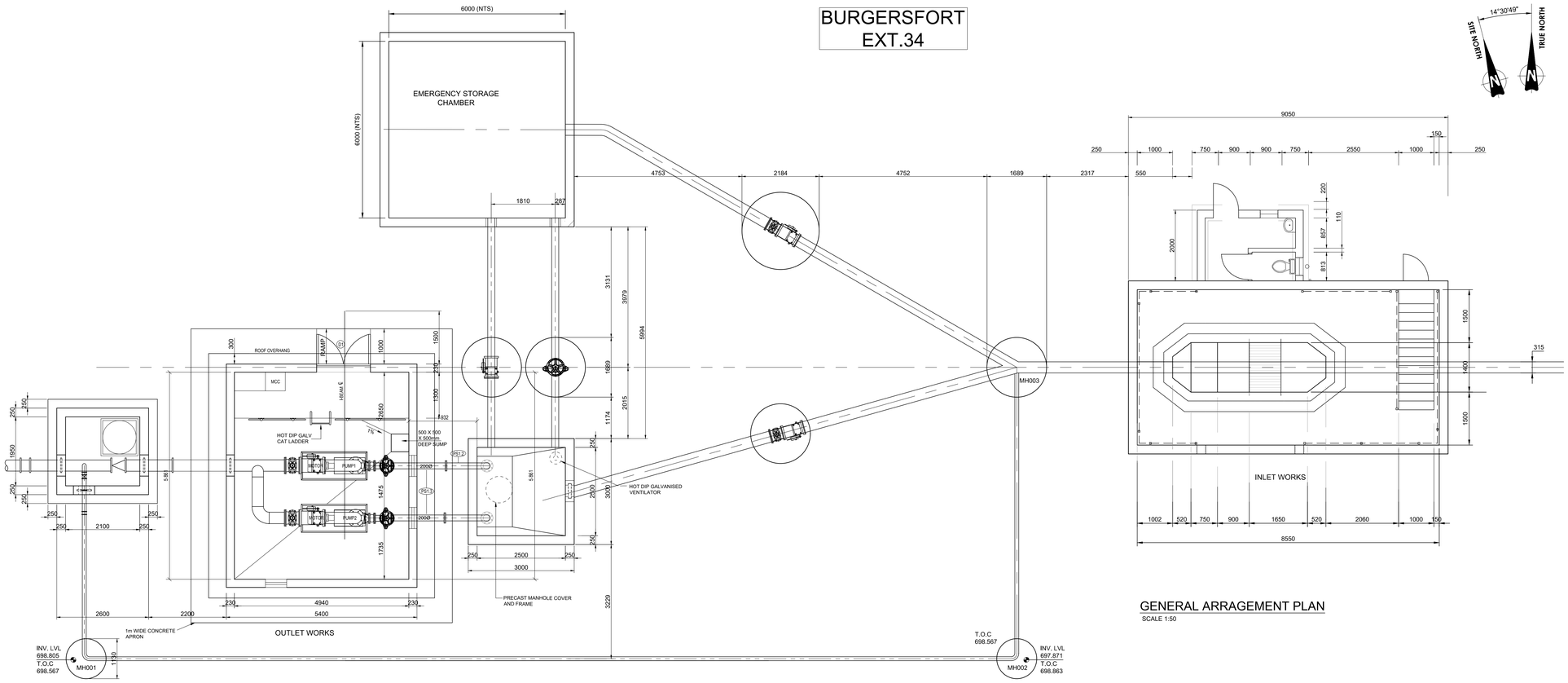


## GENERAL ARRAGEMENT PLAN

SCALE 1:50

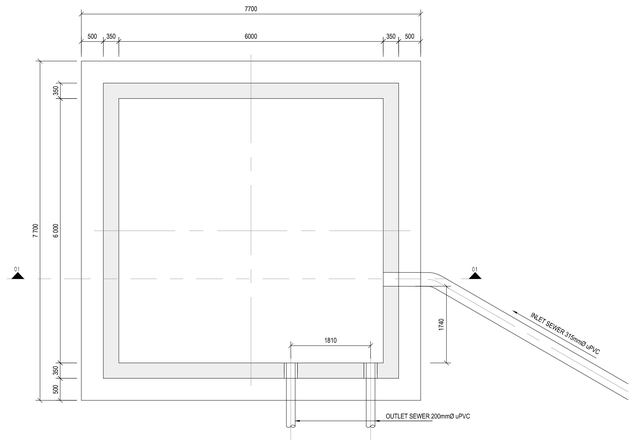


## EMEGENCY STORAGE CHAMBER LAYOUT PLAN

SCALE 1:50

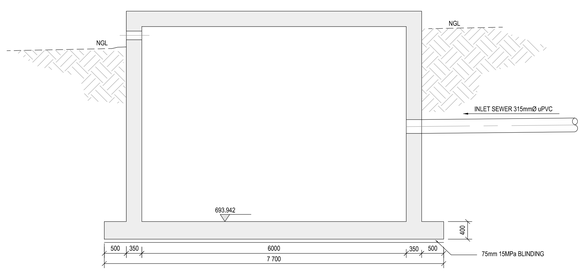


## EMERGENCY STORAGE: SECTION 01 -01

SCALE 1:50

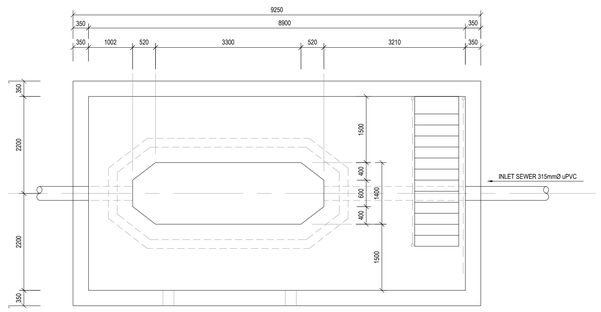


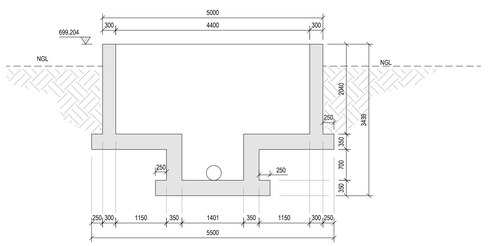


## CROSS SECTION THROUGH INLET WORKS

SCALE 1:50

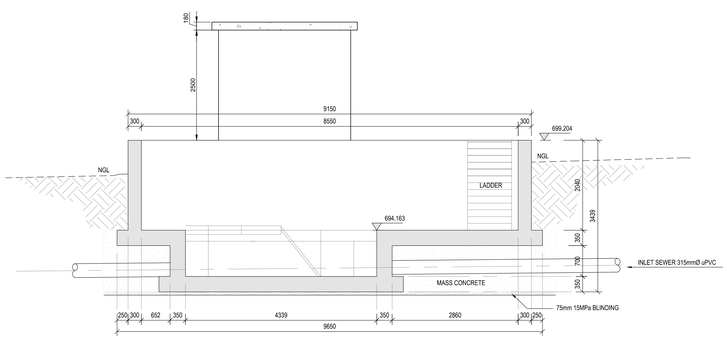


## LONGITUDINAL SECTION THROUGH INLET WORKS

SCALE 1:50

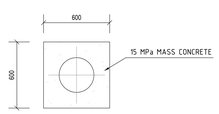


## PIPE ENCASEMENT

SCALE 1:20

## NOTES AND SPECIFICATIONS

### GENERAL ENGINEERING NOTES

1. ALL MATERIAL AND WORKMANSHIP MUST COMPLY WITH THE REQUIREMENTS OF THE LATEST RELEVANT SABS REQUIREMENTS.
2. ALL DIMENSIONS ARE IN MILLIMETRES. (UNLESS OTHERWISE SPECIFIED)
3. DO NOT SCALE FROM THESE DRAWINGS.
4. ALL DIMENSIONS MUST BE CHECK AND APPROVED ON SITE.
5. THE CONSTRUCTION TO BE DONE IN ACCORDANCE WITH THE STANDARD SPECIFICATION FOR MUNICIPAL CIVIL ENGINEERING WORKS, THIRD EDITION 2005 AND THE STANDARD CTWW DETAIL DRAWINGS.
6. THESE DRAWINGS MUST BE READ IN CONJUCTION WITH THE STANDARD DRAWINGS (IF APPLICABLE).
7. THESE DRAWINGS MUST BE READ IN CONJUCTION WITH THE STANDARD SPECIFICATIONS FOR MUNICIPAL CIVIL ENGINEERING WORKS, SERIES 4.
8. THE SIGNATURE OR INITIALS ON THIS DRAWING, OF ANY MANAGER OF WATER AND SANITATION AND INFRASTRUCTURE DEVELOPMENT DEPARTMENT, IN NO WAY REMOVES ANY RESPONSIBILITY WHATSOEVER FROM THE CONSULTANT.
9. THE CONSULTANT REMAINS RESPONSIBLE TO ENSURE THAT ALL THE GUIDELINES, STANDARD DRAWINGS, STANDARDS AND SPECIFICATIONS OF WATER AND SANITATION AND INFRASTRUCTURE DEVELOPMENT DEPARTMENT HAVE BEEN MET AND COMPLIED WITH.
10. FINAL POSITION OF SERVICES TO BE DETERMINED ON SITE.

## REVISION INFORMATION

| No: | DATE | DESCRIPTION: | BY |
|---|---|---|---|
| E1 | 2023-03-31 | ISSUED FOR DETAIL DESIGN | P.P |
| E2 | 2023-05-10 | ISSUED FOR DETAIL DESIGN | P.P |
| | | | |
| | | | |
| | | | |

CLIENT

HDA
HOUSING DEVELOPMENT AGENCY
an agency of the Department of Human Settlements

CONSULTANT

amce

AMCE
7 Pierre Street
Bendor,
Polokwane,
Tel No. (015) 295 9914

PROJECT DESCRIPTION

PROFESSIONAL ENGINEERING SERVICES FOR BURGERSFORT OUTFALL SEWER.

DISCIPLINE

STRUCTURAL ENGINEERING

DRAWING DESCRIPTION

BURGERSFORT EXT 54,

PUMP STATION: INLET WORKS CONCRETE GENERAL ARRANGEMENT LAYOUT AND DETAILS

| | |
|---|---|
| DRAWN BY: Paul Phulwane PR Tech Eng 201470142 | SIGNATURE AND DATE: 12 MAY 2023 |
| CHECKED BY: Dale Russon Structural Technologist | SIGNATURE AND DATE: 12 MAY 2023 |
| Paul Phulwane PR Tech Eng 201470142 | SIGNATURE AND DATE: 12 MAY 2023 |
| PROJECT NO.: 1121 | DATE: 12 MAY 2023 |

DRAWING NO.:

NT05-22-1121-601-PS-001

| SCALE | SHEET SIZE | REVISION |
|---|---|---|
| AS SHOWN | A1 | E2 |