


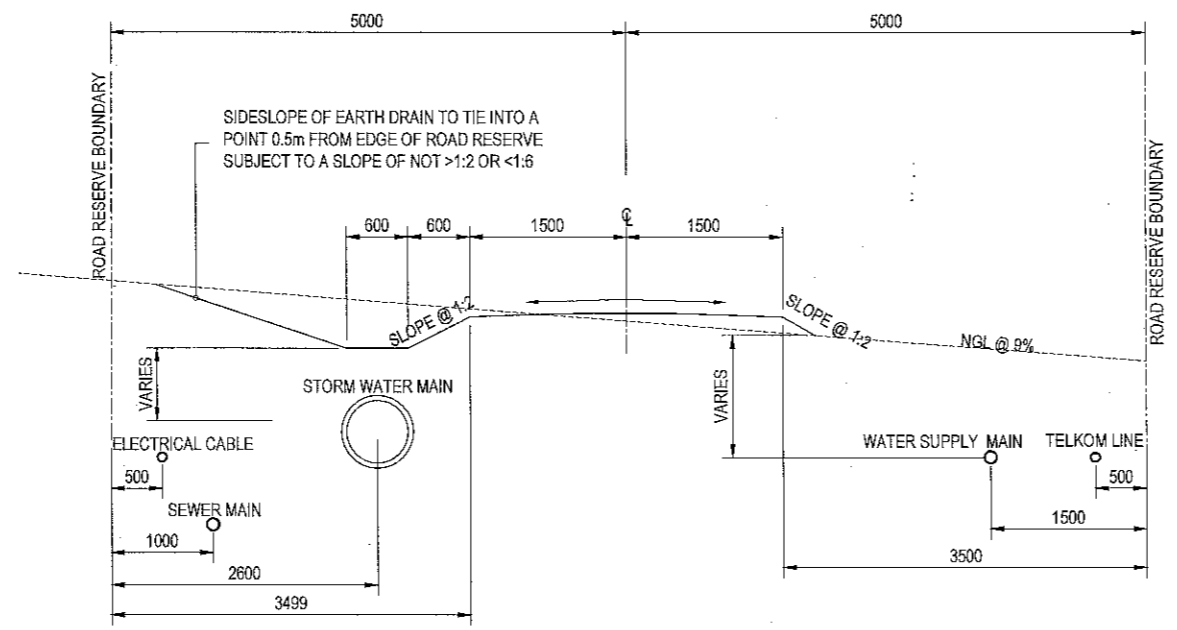
ALL DIMENSIONS AND LEVELS ARE TO BE VERIFIED ON SITE BY THE CONTRACTOR BEFORE COMMENCING ANY WORK.

This document and all the information therein remains the property of ARCIUS GIBB (Pty) Ltd. and may not be copied, reproduced or transmitted in part or in full without the written consent of ARCIUS GIBB (Pty) Ltd. This document should not be relied on for use in circumstances other than those for which it was originally prepared and for which ARCIUS GIBB (Pty) Ltd. was commissioned, as defined in this document. Refer to the contract for full terms and conditions.

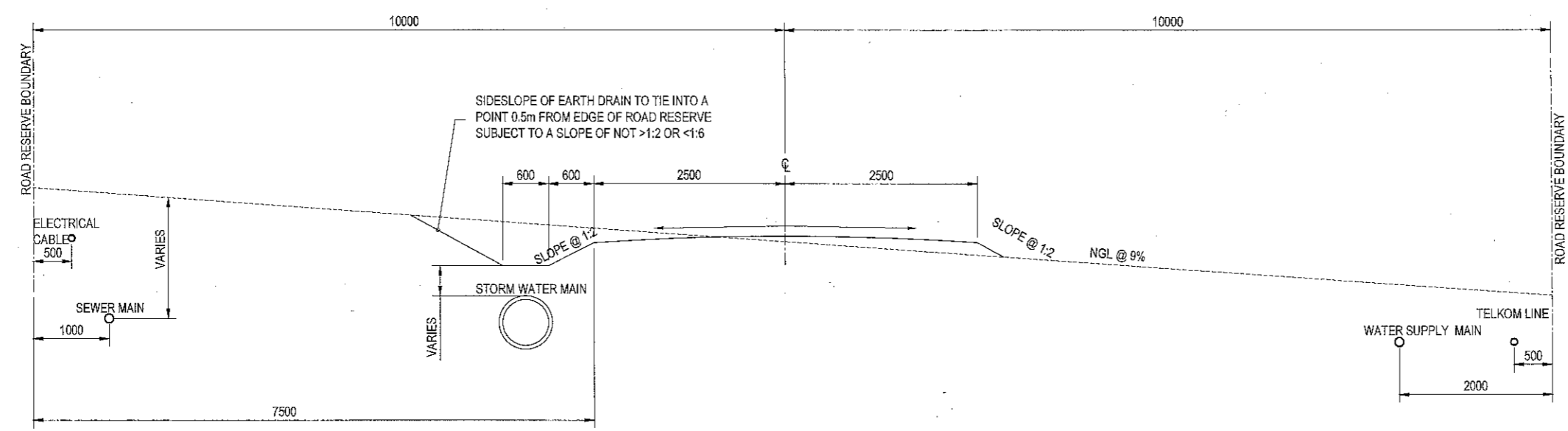
ARCIUS GIBB (Pty) Ltd. shall not be liable for the consequences of using this document other than for the purposes for which it was commissioned. Any user and any other person using or relying on this document for any other purpose, will be held liable for any loss or damage to which he or she may be exposed by the use of this document. ARCIUS GIBB (Pty) Ltd. for all loss or damage resulting therefrom.



GENERAL NOTES:

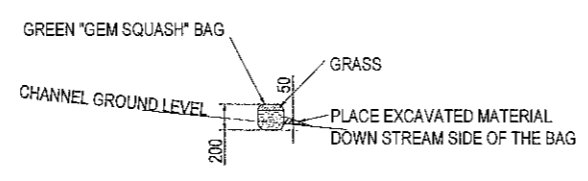


TYPICAL ROAD CROSS SECTION  
FOR 3m WIDE LINK ROADS INDICATING SERVICES LOCATIONS  
SCALE 1:50



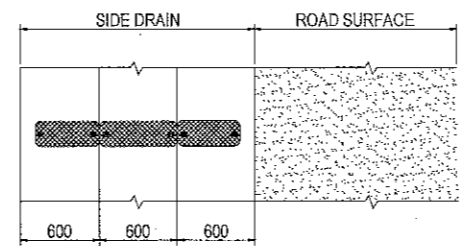
TYPICAL ROAD CROSS SECTION  
FOR 6.0m WIDE LINK ROADS INDICATING SERVICES LOCATIONS  
SCALE 1:50

- NOTE FOR SIDE DRAIN BAGS:
- 1) THE BAGS MUST BE PLACED IN SIDE DRAIN CHANNELS WITH SLOPES GREATER THAN 7%, OR AS DIRECTED BY THE ENGINEER
  - 2) THE BAG MUST BE PLACED IN A TRENCH DUG MIN 50MM DEEP AND MUST BE NO WIDER THAN THE WIDTH OF THE BAG
  - 3) GRASS SHALL BE OBTAINED FROM WITHIN THE CONSTRUCTION AREA, AT AN AREA APPROVED BY THE ENGINEER. TOP SOIL SLABS WITH PLENTY OF GROWING GRASS, OF ABOUT 200MM DEEP, TO BE CUT AND FIT TIGHTLY INTO BAG.
  - 4) THE LOCATION AND THE NUMBER OF BAGS TO BE PLACED SHOULD BE APPROVED BY THE ENGINEER
  - 5) SPACING BETWEEN BAGS =  $\frac{10}{\text{ROAD GRADE (\%)} - 5\%}$

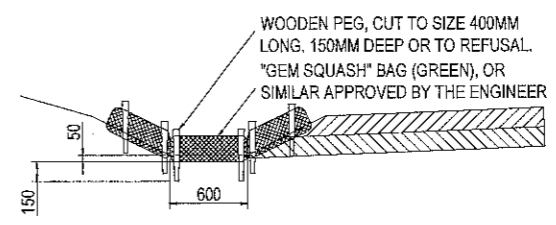


CROSS SECTION THROUGH  
"GEM SQUASH" BAG

SCALE 1:40



PLAN VIEW OF SIDE DRAIN



CROSS SECTION THROUGH SIDE DRAIN

FOR TENDER PURPOSE

No	Date	Details	Ch	Ap
Revisions				



Approved By: S. SCHROEDER  
 Drawn By: JP. MARÉE  
 Designed By: JP. MARÉE  
 Reviewed By: S. SCHROEDER

Project: ENGCOCO EXTENSION 11 HOUSING DEVELOPMENT PHASE A - INTERNAL SERVICES

Description: ROADS AND STORMWATER DETAILS

Scale: SHOWN Date: SEPT 2010

Project No: J28267 / TD003 / 0

P:\28267\_Enpcoco Ex 11\Phase A Internal Services for Ngcobo Extension 11\3-Tests\Drawings\Modals\G5-TD-1\Typical Details\BASE DRAWINGS\SI...\_TD\_033.dwg | JPMARÉE | 8/12/2011 3:40:30 PM